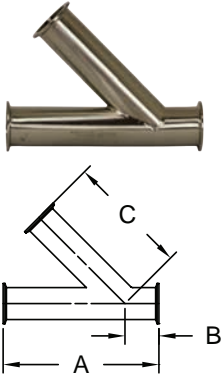


Miscellaneous Clamp Configurations

Sanitary Fittings



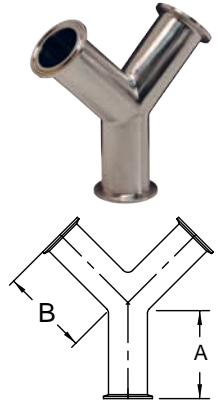
Laterals - B28AMP



Tube OD	Dimensions			316L Stainless Steel Part #
	A	B	C	
1"	7.000"	1.500"	5.500"	B28AMP-R100
1½"	8.375"	1.688"	6.688"	B28AMP-R150
2"	9.750"	2.125"	7.625"	B28AMP-R200
3"	11.750"	2.375"	9.375"	B28AMP-R300
4"	14.062"	2.640"	11.312"	B28AMP-R400



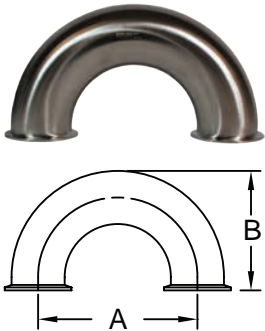
True Wyes - B28BMP



Tube OD	Dimensions		316L Stainless Steel Part #
	A	B	
1"	2.500"	2.938"	B28BMP-R100
1½"	2.500"	2.938"	B28BMP-R150
2"	3.125"	3.750"	B28BMP-R200
3"	4.500"	5.375"	B28BMP-R300
4"	6.000"	6.000"	B28BMP-R400



180° Return Bends - B2WUMP



Feature:

- bends are the standard 1.5 x tube diameter

Tube OD	Dimensions		316L Stainless Steel Part #
	A	B	
1"	3.000"	2.500"	B2WUMP-R100
1½"	4.500"	3.500"	B2WUMP-R150
2"	6.000"	4.500"	B2WUMP-R200
3"	9.000"	6.500"	B2WUMP-R300
4"	12.000"	8.625"	B2WUMP-R400

Clamp End Protection Covers - BCC

Feature:

- Use these covers to protect all clamp ends on fittings, valves, filters and pumps.



Size	Vinyl Plastic Part #
½"	BCC-050
¾"	BCC-075
1"	BCC-100
1½"	BCC-150
2"	BCC-200
2½"	BCC-250
3"	BCC-300
4"	BCC-400
6"	BCC-600
8"	BCC-800